

# Taking care of your HappyTap

HappyTap is a very easy device to assemble, clean and maintain. However, there are a few things that you should keep in mind.

1. Always place the HappyTap on a flat surface



2. Always place the HappyTap at an appropriate height



3. Use only soft cloth and soap to clean HappyTap.




## When should we wash our hands



After taking care of a child  
(especially when dealing with its  
feces)




After taking care of a sick  
child/ friend



After playing with an animal




After using the toilet



After sneezing/ coughing



Before and after cooking



Before and after eating

## How to claim HappyTap's warranty

- Register the warranty card number along with your name, address and date of purchase with your registered seller.
- Warranty can only be claimed for manufacturing defects in HappyTap.
- Warranty can not be claimed under the following circumstances: (For more information please read the back of the warranty card carefully)
  - Modifications to the product
  - Normal wear and tear of the product
  - Abuse
  - Fading of the product
- To claim the warranty, please reach out to your authorized dealer and register a complaint. The replacement part will be delivered within 2 weeks from the date of complaint.